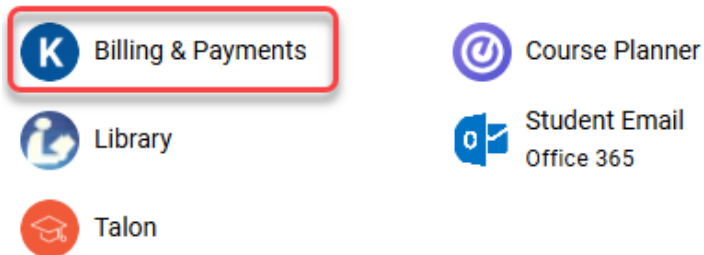


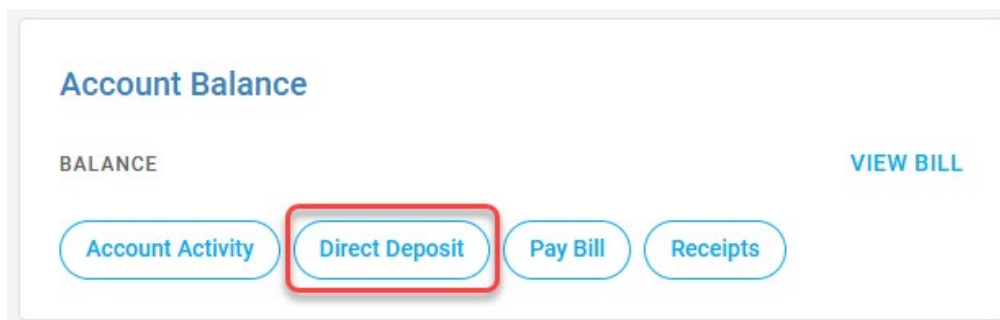
# How to Make a Payment by Checking or Savings Account

1. Log in to MyHub at <https://hub.kirkwood.edu>
2. Go to **Billing & Payments**

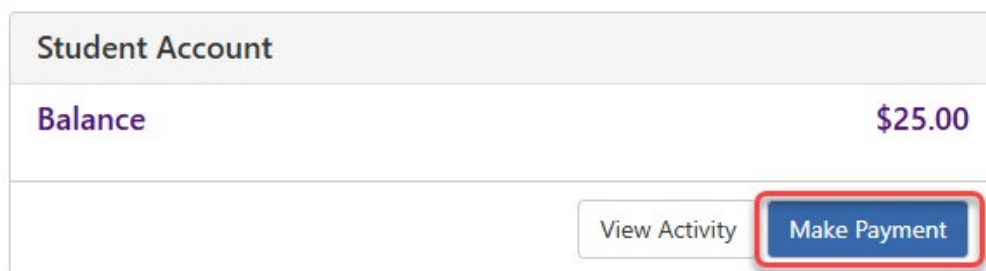
## ★ STUDENT LINKS



3. Select **Direct Deposit** under the Account Balance section



4. Select **Make Payment**



5. Edit the amount you would like to pay then select **Add**

## Pay By Term

Enter payment amount and click 'Add' to include in the payment total.

Fall 2025 | \$25.00

\$	25.00	Add
----	-------	-----

6. Select **Continue**

(Student Account)	\$25.00
<b>Payment Total</b>	<b>\$25.00</b>

Continue

7. Select **Electronic Check (checking/savings)** under the Select Method dropdown, then select **Continue**

Amount: \$25.00

Select Payment Method:\* 

Electronic Check (checking/savings) ▼

Back Cancel Continue

8. Complete the Account Information form, then select **Continue**

9. An ACH Payment Agreement will appear. Check next to “I agree to the above terms and conditions,” then select **Continue**

10. Select **Submit Payment** to make the payment